

Technical Details	
Model	SmartMaxx Pro L4
Electrical Specifications	
Mains Voltage (VAC)	100 - 240
Mains Frequency (Hz)	50 - 60
Power Consumption (W)	0.5 - 2.5
Controller Max. Amperage (A)¹	2 or 4
Internal Fuse	T2A / 250V Slow Blow
Protection Category	IP40
Protection Class	II
Oversvoltage Category	II
Degree of Pollution Category	II
Network Connections	
Network Connections	CAN Bus
Real Time Clock	RTC / 24hr Power Reserve
Max Cable Lengths to Sensors & Appliances	
Collector / Outdoor Sensor (ft)/(m)	< 29 / 30
Other PT1000 Sensors (ft)/(m)	< 32 / 9.75
VFS / RPS Sensor (ft)/(m)	< 9 / 9.75
CAN (ft)/(m)	< 9 / 9.75
PWM / 0...10V (ft)/(m)	< 9 / 9.75
Electronic Relay (ft)/(m)	< 9 / 9.75
Mechanical Relay (ft)/(m)	< 32 / 9.75
Acceptable Ambient Conditions	
Temperature for operation (°F)/(°C)	32 - 104 / 0 - 40
Temperature for transport / storage (°F)/(°C)	32 - 140 / 0 - 60
Air Humidity for operation (@77°F)	85%
Air Humidity for transport / storage	no moisture

¹Standard SmartMaxx Pro L4 max. amperage is 2A. The product version can be updated to 4A if needed - please call your sales representative.



Certifications & Standards

- ✓ CAN/CSA E60730-2-9-1 (R2007)
- ✓ UL 60730-2-9 (Ed. 1)

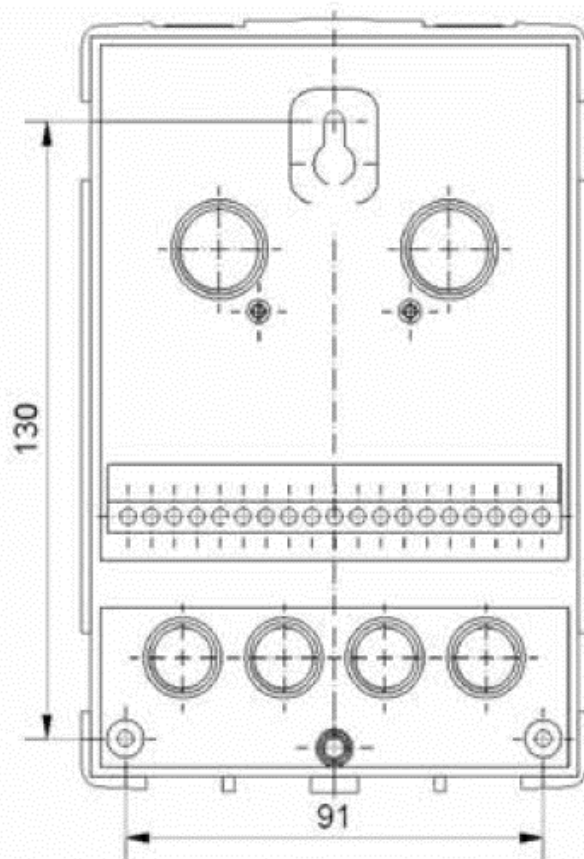
Accessories

- ✓ SmartMaxx-SENSOR-PT1000-HT – with guaranteed degree-accuracy according to DIN EN60751 (IEC751) - ensure precise recognition of the temperature difference and optimum use of energy.



Other specifications & Dimensions	
Housing Design	3-Part, ABS Plastic
Installation Method²	Wall / Panel
Overall Dimensions (in)/(mm)	6.42 x 4.33 x 2.04 / 163 x 107 x 52
Aperture Installation Dimensions (in)/(mm)	6.18 x 4.17 x 1.22 / 157 x 106 x 31
Display	Full Graphical / 128 x 64 dot

²SmartMaxx Pro L4 can be mounted with using screws and plugs as shown in the picture. Items are not included in the set.

Terminal Connection Details	
Terminal	Connection
R1	Relay 1
R2	Relay 2
R3	Relay 3 (normally open)
R3 	Relay 3 (normally closed)
L	Mains Phase Conductor L
R	Mains Neutral Conductor R
Relay Rated Load³	12A / 250 VAC



N

-  3x 3,5 x 30
-  3x Ø6

³**Operation of relays:** Relays which are operating in SmartMaxx Pro L4 have different capacity that the device! Solar controllers are fused at 2A or 4A depending on a version. If the solar system requires a solar pump (UniMaxx Series) which operates on a higher amperage please consider higher fused version. Otherwise the controlling device might be damaged. Please get familiar with product datasheet and call your sales representative.