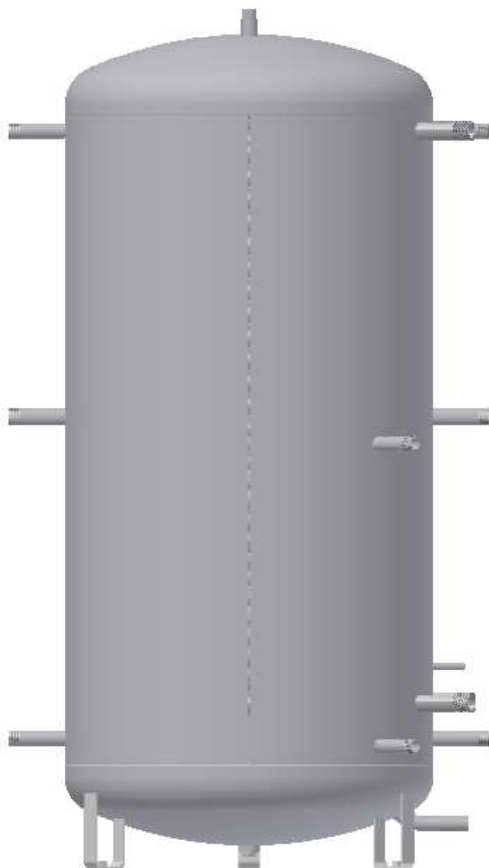




StorMaxx CTEC Series Tanks



SunMaxx Solar
Bainbridge, NY 13733
P: 1.877.786.6299
F: 1.800.786.0329
www.sunmaxxsolar.com

CONTENTS

1	PRODUCT TECHNICAL SPECIFICATION	4
1.1	FUNCTION DESCRIPTION	4
1.2	DESIGNING THE SIZE AND CONNECTION OF STORAGE TANK TO THR HEATING SYSTEM.....	4
1.3	TECHNICAL PARAMETERS.....	5
2	TECHNICAL DESCRIPTION	7
2.1	StorMaxx-CTEC-264G-2HX-V4	7

PRIOR TO THE INSTALLATION OF THE TANK, READ CAREFULLY THIS MANUAL!

Meaning of pictograms used in the Manual



Important information for tank users.



Abiding by the recommendations of the manufacturer serves to ensure trouble-free operation and the long service life of the product.



Caution!

Important notice to be observed.

1 PRODUCT TECHNICAL SPECIFICATION

1.1 FUNCTION DESCRIPTION

Storage tanks serve accumulation of excessive heat from its source. The source may be a solid fuel boiler, heat pump, solar collectors, fireplace inserts, etc. Some types of storage tanks allow combination of connecting even multiple sources.

The CTEC type storage tanks serve accumulation of heat in the heating system and allow heating or preheating of HSW (Hot Service Water) in an inner stainless vessel. Incorporation of a storage tank in the heating system with a solid fuel boiler allows an ideal run of a boiler at favourable temperature during the boiler operation. The main benefit lies in the period of optimum operation (i.e. with maximum efficiency) when the excessive unconsumed heat accumulates in the storage tank.

The storage tanks are manufactured in 1000-litre volumes. The tanks and tubular exchangers are made of steel, without the inner surface treatment, the outer surface of the tank is provided with a protective paint. Individual versions are additionally equipped with a tubular exchanger and a buried stainless exchanger of 40 litre volumes. The storage tanks are equipped with a removable 4in thick insulation and a lock.

The CTEC type enables direct heating of HSW (Hot Service Water) in a stainless exchanger, or its preheating for another water heater. Connection to a boiler usually allows direct HSW heating in an inner stainless exchanger to the desired temperature whilst.

1.2 DESIGNING THE SIZE AND CONNECTION OF STORAGE TANK TO THE HEATING SYSTEM

An ideal size of the storage tank is designed by a design engineer, or a person sufficiently qualified to design heating systems.

Product assembly must be implemented by an authorised person (confirmed in the warranty certificate).



When putting into operation, water has to be filled first into the inner stainless HSW exchanger and the operating pressure inside it has to be kept, only then heating water can be filled into the outer storage tank, otherwise the product may get damaged!



The manufacturer explicitly emphasises the necessity of being particular in testing the tightness of the heating circuit (radiators, piping joints, floor heating, etc.) with the connection of the storage tank. No pressure grow above the maximum operating pressure of 0,3 MPa in the storage tank heating water compartment may occur, if the heating system is pressurised to higher than the maximum operating pressure, the inner stainless exchanger may get permanently damaged!

No stop fitting can be put between the security fitting of the heating circuit and the storage tank!!!

1.3 TECHNICAL PARAMETERS

StorMaxx-CTEC-264G-2HX-V4	
STORAGE TANK CAPACITY	999 l / 266 gal
INNER TANK CAPACITY	37 l / 9,86 gal
WEIGHT	197 kg / 434,5 lbs
HEATING SURFACE OF THE STAINLESS EXCHANGER	10 m ² / 107,3 ft ²
HEATING SURFACE OF THE EXCHANGER	3,3 m ² / 35,45 ft ²
MAXIMUM PRESSURE	0,3 MPa / 44 psi
MAXIMUM PRESSURE OF STAINLESS EXCHANGER	0,6 MPa / 87 psi
MAXIMUM PRESSURE OF EXCHANGER	1 MPa / 145 psi
MAXIMUM TEMPERATURE OF WATER IN THE TANK	90 °C / 192 °F
MAXIMUM TEMPERATURE OF WATER IN THE EXCHANGER	110 °C / 235 °F
AMOUNT OF HOT WATER AT 40°C AT WATER TEMPERATURE OF 53°C IN THE STORAGE TANK /HW FLOW RATE	*750 / 10 l/(l/min)]
AMOUNT OF HOT WATER AT 40°C AT WATER TEMPERATURE OF 80 IN THE STORAGE TANK /HW FLOW RATE	*1450 / 10 l/(l/min)]
MAXIMUM OUTPUT OF EL. HEATING ELEMENT OF TJ 6/4" SERIES	2 x 6 kW / 2 x 20,4 kBTU/hr

* value stated by calculation

2 IMPORTANT NOTICES

Connection of internal tank for hot water must comply with CSN 060830, i.e. on cold water inlet is necessary to install a safety valve.



We recommend to start up the heating circle before commissioning and to clean possible dirt caught in the filter and after this the system would be fully functional.

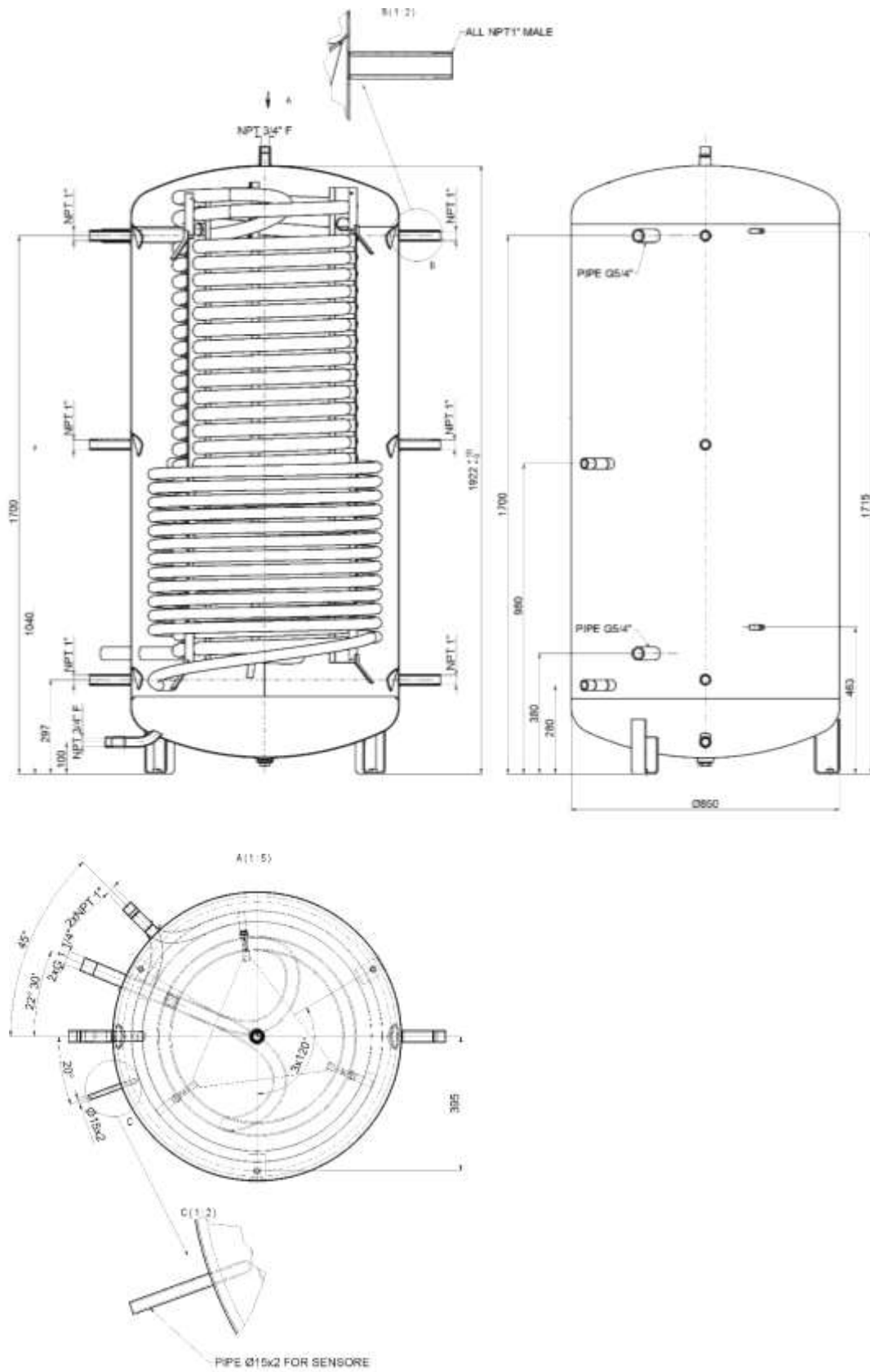


Recommended operating pressure of hot water circle is 0.4 MPa / 58 psi. We recommend installing return valve and an expansion vessel (min. 4 % of hot water in pipeline) on hot water outlet to eliminate back pressure impacts.

The reservoir is possible to use only in compliance with conditions stated on performance plate and with instructions for wiring. It is also necessary to observe terms for connection stipulated by some local electrical and water companies as same as manual for assembling and operation besides statutory accepted national regulations and standards.

Shut down the reservoir cold water intake if you are not using the reservoir for longer than 24 hours or if the object with the heater is without presence of any person.

2.1 Technical Drawing

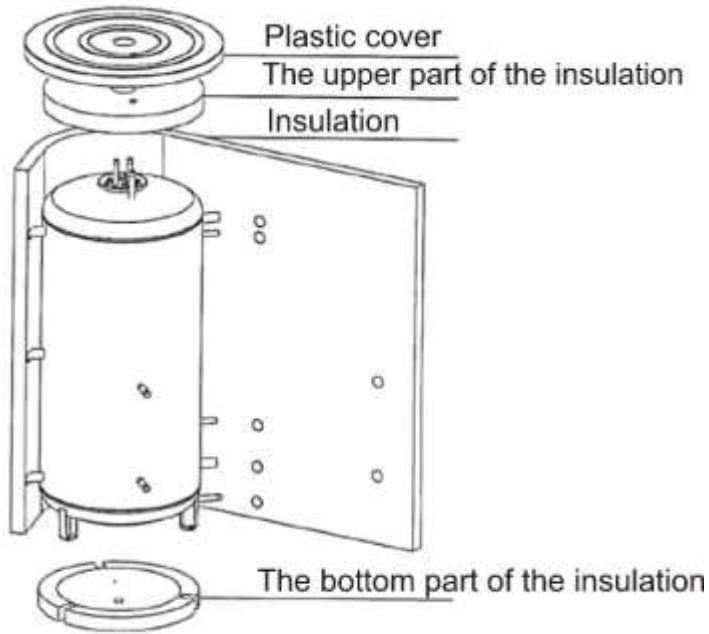


Thermal insulation:

Polyester sheet of 80 mm thickness. It consists of an upper cover, flange cover and hole caps. Insulation is supplied in a separate packaging.

We recommend that the insulation was fitted at room temperature.

At temperatures significantly below 20°C the insulation shrinks. This disables its easy fitting.



15-11-2017